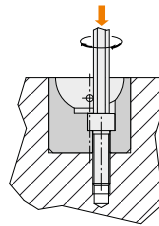
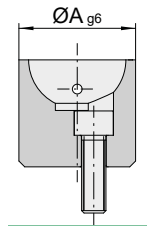


Gehäuse für Recycling Einsatz

ERMANN BALZI

Recycling Unit Housing

S2155/ . . .



Einbaubeispiel:

Befestigen Sie den Markierungs-Aufnahmekörper mit der Schraube in der vorbereiteten Ausfräsung

Assembly procedure:

Insert the housing into the mould seat and fix it with the fixing screw.

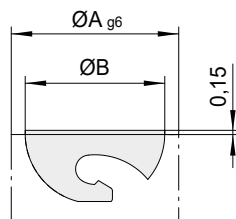
A	Best. Nr. / Order No.
14	S2155/ 14
18	S2155/ 18
24	S2155/ 24
30	S2155/ 30

Recycling Einsatz

ERMANN BALZI

Recycling Unit Insert

S2156/ . . .



Max. Markierungstiefe: 0,15 mm
Depth marking: 0,15 mm



A	B	Type	Best. Nr. / Order No.
14	12	N	S2156/ 14x12xN
		00	S2156/14x12x00
		01 (PET)	S2156/14x12x01
		02 (PE-HD)	S2156/14x12x02
		03 (PVC)	S2156/14x12x03
		04 (PE-LD)	S2156/14x12x04
		05 (PP)	S2156/14x12x05
		06 (PS)	S2156/14x12x06
18	16	N	S2156/ 18x16xN
		00	S2156/18x16x00
		01 (PET)	S2156/18x16x01
		02 (PE-HD)	S2156/18x16x02
		03 (PVC)	S2156/18x16x03
		04 (PE-LD)	S2156/18x16x04
		05 (PP)	S2156/18x16x05
		06 (PS)	S2156/18x16x06
24	20	N	S2156/ 24x20xN
		00	S2156/24x20x00
		01 (PET)	S2156/24x20x01
		02 (PE-HD)	S2156/24x20x02
		03 (PVC)	S2156/24x20x03
		04 (PE-LD)	S2156/24x20x04
		05 (PP)	S2156/24x20x05
		06 (PS)	S2156/24x20x06
30	26	N	S2156/ 30x26xN
		00	S2156/30x26x00
		01 (PET)	S2156/30x26x01
		02 (PE-HD)	S2156/30x26x02
		03 (PVC)	S2156/30x26x03
		04 (PE-LD)	S2156/30x26x04
		05 (PP)	S2156/30x26x05
		06 (PS)	S2156/30x26x06

Auf Wunsch auch Besteller bezogene Markierungseinsätze lieferbar (Laser Markierungen).

Custom marking on demand (laser engravings).