

Hochleistungs-Heizpatrone, geschliffen,
Inch-Abmessungen


High-duty Cartridge Heater, Ground,
Inch Dimensions

S5105/ . . .

nach DIN VDE 0721
Sonderanfertigungen siehe Seiten S5.14 bis S5.26

acc. to DIN VDE 0721
For custom made sizes ref. to pages S5.14 up to S5.26

L2 = 300 mm
ohne Thermofühler / without thermocouple



d	L	P [Watt]	L2 [mm]	Best. Nr. / Order No.
1/4"	1 1/2"	100	300	S5105/ 1/4x1 1/2x 100x300
		125		S5105/ 1/4x1 1/2x 125x300
		160		S5105/ 1/4x1 1/2x 160x300
		175		S5105/ 1/4x1 1/2x 175x300
		200		S5105/ 1/4x1 1/2x 200x300
1/4"	2"	100	300	S5105/ 1/4x 2x 100x300
		125		S5105/ 1/4x 2x 125x300
		150		S5105/ 1/4x 2x 150x300
		200		S5105/ 1/4x 2x 200x300
		250		S5105/ 1/4x 2x 250x300
1/4"	2 1/2"	125	300	S5105/ 1/4x2 1/2x 125x300
		200		S5105/ 1/4x2 1/2x 200x300
		250		S5105/ 1/4x2 1/2x 250x300
		315		S5105/ 1/4x2 1/2x 315x300
1/4"	3"	200	300	S5105/ 1/4x 3x 200x300
		250		S5105/ 1/4x 3x 250x300
		300		S5105/ 1/4x 3x 300x300
1/4"	3 1/4"	125	300	S5105/ 1/4x3 1/4x 125x300
		180		S5105/ 1/4x3 1/4x 180x300
		280		S5105/ 1/4x3 1/4x 280x300
		350		S5105/ 1/4x3 1/4x 350x300
1/4"	4"	160	300	S5105/ 1/4x 4x 160x300
		220		S5105/ 1/4x 4x 220x300
		250		S5105/ 1/4x 4x 250x300
		350		S5105/ 1/4x 4x 350x300
		3/8"		1 1/2"
125	S5105/ 3/8x1 1/2x 125x300			
160	S5105/ 3/8x1 1/2x 160x300			
200	S5105/ 3/8x1 1/2x 200x300			
250	S5105/ 3/8x1 1/2x 250x300			
3/8"	2"	100	300	S5105/ 3/8x 2x 100x300
		125		S5105/ 3/8x 2x 125x300
		160		S5105/ 3/8x 2x 160x300
		250		S5105/ 3/8x 2x 250x300
		315		S5105/ 3/8x 2x 315x300
3/8"	2 1/2"	125	300	S5105/ 3/8x2 1/2x 125x300
		180		S5105/ 3/8x2 1/2x 180x300
		250		S5105/ 3/8x2 1/2x 250x300
		315		S5105/ 3/8x2 1/2x 315x300
		400		S5105/ 3/8x2 1/2x 400x300
3/8"	3"	100	300	S5105/ 3/8x 3x 100x300
		150		S5105/ 3/8x 3x 150x300
		250		S5105/ 3/8x 3x 250x300
		300		S5105/ 3/8x 3x 300x300
		400		S5105/ 3/8x 3x 400x300
3/8"	3 1/4"	160	300	S5105/ 3/8x3 1/4x 160x300
		250		S5105/ 3/8x3 1/4x 250x300

d	L	P [Watt]	L2 [mm]	Best. Nr. / Order No.
3/8"	3 1/4"	400	300	S5105/ 3/8x3 1/4x 400x300
		500		S5105/ 3/8x3 1/4x 500x300
		630		S5105/ 3/8x3 1/4x 630x300
3/8"	4"	150	300	S5105/ 3/8x 4x 150x300
		220		S5105/ 3/8x 4x 220x300
		250		S5105/ 3/8x 4x 250x300
		300		S5105/ 3/8x 4x 300x300
		350		S5105/ 3/8x 4x 350x300
		400		S5105/ 3/8x 4x 400x300
		500		S5105/ 3/8x 4x 500x300
		560		S5105/ 3/8x 4x 560x300
		600		S5105/ 3/8x 4x 600x300
		630		S5105/ 3/8x 4x 630x300
3/8"	5"	300	300	S5105/ 3/8x 5x 300x300
		500		S5105/ 3/8x 5x 500x300
		750		S5105/ 3/8x 5x 750x300
3/8"	5 1/4"	315	300	S5105/ 3/8x5 1/4x 315x300
		400		S5105/ 3/8x5 1/4x 400x300
		500		S5105/ 3/8x5 1/4x 500x300
		800		S5105/ 3/8x5 1/4x 800x300
3/8"	6"	400	300	S5105/ 3/8x 6x 400x300
		500		S5105/ 3/8x 6x 500x300
		600		S5105/ 3/8x 6x 600x300
		750		S5105/ 3/8x 6x 750x300
3/8"	6 1/2"	400	300	S5105/ 3/8x6 1/2x 400x300
		630		S5105/ 3/8x6 1/2x 630x300
1/2"	1 1/2"	100	300	S5105/ 1/2x1 1/2x 100x300
		125		S5105/ 1/2x1 1/2x 125x300
		160		S5105/ 1/2x1 1/2x 160x300
		200		S5105/ 1/2x1 1/2x 200x300
		250		S5105/ 1/2x1 1/2x 250x300
1/2"	2"	100	300	S5105/ 1/2x 2x 100x300
		200		S5105/ 1/2x 2x 200x300
		250		S5105/ 1/2x 2x 250x300
		300		S5105/ 1/2x 2x 300x300
		400		S5105/ 1/2x 2x 400x300
		500		S5105/ 1/2x 2x 500x300
1/2"	2 1/2"	125	300	S5105/ 1/2x2 1/2x 125x300
		150		S5105/ 1/2x2 1/2x 150x300
		200		S5105/ 1/2x2 1/2x 200x300
		250		S5105/ 1/2x2 1/2x 250x300
		315		S5105/ 1/2x2 1/2x 315x300
		400		S5105/ 1/2x2 1/2x 400x300
1/2"	3"	150	300	S5105/ 1/2x 3x 150x300
		200		S5105/ 1/2x 3x 200x300
		300		S5105/ 1/2x 3x 300x300
		400		S5105/ 1/2x 3x 400x300
		500		S5105/ 1/2x 3x 500x300
		600		S5105/ 1/2x 3x 600x300
1/2"	3 1/4"	200	300	S5105/ 1/2x3 1/4x 200x300
		315		S5105/ 1/2x3 1/4x 315x300
		500		S5105/ 1/2x3 1/4x 500x300

Hochleistungs-Heizpatrone, geschliffen,
Inch-Abmessungen


High-duty Cartridge Heater, Ground,
Inch Dimensions

S5105/ . . .

nach DIN VDE 0721
Sonderanfertigungen siehe Seiten S5.14 bis S5.26

acc. to DIN VDE 0721
For custom made sizes ref. to pages S5.14 up to S5.26

L2 = 300 mm
ohne Thermofühler / without thermocouple



d	L	P [Watt]	L2 [mm]	Best. Nr. / Order No.
1/2"	3 1/4"	630	300	S5105/ 1/2x3 1/4x 630x300
		800		S5105/ 1/2x3 1/4x 800x300
1/2"	4"	250	300	S5105/ 1/2x 4x 250x300
		400		S5105/ 1/2x 4x 400x300
		500		S5105/ 1/2x 4x 500x300
		630		S5105/ 1/2x 4x 630x300
		750		S5105/ 1/2x 4x 750x300
		800		S5105/ 1/2x 4x 800x300
		1000		S5105/ 1/2x 4x1000x300
		1/2"		5"
400	S5105/ 1/2x 5x 400x300			
500	S5105/ 1/2x 5x 500x300			
750	S5105/ 1/2x 5x 750x300			
900	S5105/ 1/2x 5x 900x300			
1/2"	5 1/4"	400	300	S5105/ 1/2x5 1/4x 400x300
		630		S5105/ 1/2x5 1/4x 630x300
		1000		S5105/ 1/2x5 1/4x1000x300
		1250		S5105/ 1/2x5 1/4x1250x300
1/2"	6"	500	300	S5105/ 1/2x 6x 500x300
		600		S5105/ 1/2x 6x 600x300
		750		S5105/ 1/2x 6x 750x300
		1000		S5105/ 1/2x 6x1000x300
1/2"	6 1/2"	500	300	S5105/ 1/2x6 1/2x 500x300
		800		S5105/ 1/2x6 1/2x 800x300
		1250		S5105/ 1/2x6 1/2x1250x300
1/2"	7"	600	300	S5105/ 1/2x 7x 600x300
		800		S5105/ 1/2x 7x 800x300
		1000		S5105/ 1/2x 7x1000x300
1/2"	8"	630	300	S5105/ 1/2x 8x 630x300
		900		S5105/ 1/2x 8x 900x300
		1000		S5105/ 1/2x 8x1000x300
		1500		S5105/ 1/2x 8x1500x300
		2000		S5105/ 1/2x 8x2000x300
1/2"	10"	1500	300	S5105/ 1/2x 10x1500x300
1/2"	12"	1500	300	S5105/ 1/2x 12x1500x300
		2000		S5105/ 1/2x 12x2000x300
				S5105/ 1/2x 12x2000x300
5/8"	1 1/2"	100	300	S5105/ 5/8x1 1/2x 100x300
		250		S5105/ 5/8x1 1/2x 250x300
		315		S5105/ 5/8x1 1/2x 315x300
		400		S5105/ 5/8x1 1/2x 400x300
5/8"	2"	160	300	S5105/ 5/8x 2x 160x300
		250		S5105/ 5/8x 2x 250x300
		300		S5105/ 5/8x 2x 300x300
		400		S5105/ 5/8x 2x 400x300
		500		S5105/ 5/8x 2x 500x300
		630		S5105/ 5/8x 2x 630x300
				S5105/ 5/8x2 1/2x 160x300
5/8"	2 1/2"	250	300	S5105/ 5/8x2 1/2x 250x300
		300		S5105/ 5/8x2 1/2x 300x300
		400		S5105/ 5/8x2 1/2x 400x300
		500		S5105/ 5/8x2 1/2x 500x300
		630		S5105/ 5/8x2 1/2x 630x300
				S5105/ 5/8x 3x 300x300

d	L	P [Watt]	L2 [mm]	Best. Nr. / Order No.
5/8"	3"	400	300	S5105/ 5/8x 3x 400x300
		500		S5105/ 5/8x 3x 500x300
		600		S5105/ 5/8x 3x 600x300
		750		S5105/ 5/8x 3x 750x300
5/8"	3 1/4"	280	300	S5105/ 5/8x3 1/4x 280x300
		400		S5105/ 5/8x3 1/4x 400x300
		630		S5105/ 5/8x3 1/4x 630x300
		800		S5105/ 5/8x3 1/4x 800x300
		1000		S5105/ 5/8x3 1/4x1000x300
5/8"	4"	350	300	S5105/ 5/8x 4x 350x300
		400		S5105/ 5/8x 4x 400x300
		500		S5105/ 5/8x 4x 500x300
		600		S5105/ 5/8x 4x 600x300
		750		S5105/ 5/8x 4x 750x300
		800		S5105/ 5/8x 4x 800x300
5/8"	5"	500	300	S5105/ 5/8x 5x 500x300
		750		S5105/ 5/8x 5x 750x300
		1000		S5105/ 5/8x 5x1000x300
		1300		S5105/ 5/8x 5x1300x300
				S5105/ 5/8x5 1/4x 500x300
5/8"	5 1/4"	500	300	S5105/ 5/8x5 1/4x 500x300
		700		S5105/ 5/8x5 1/4x 700x300
		1100		S5105/ 5/8x5 1/4x1100x300
		1400		S5105/ 5/8x5 1/4x1400x300
5/8"	6"	800	300	S5105/ 5/8x 6x 800x300
		1000		S5105/ 5/8x 6x1000x300
		1250		S5105/ 5/8x 6x1250x300
5/8"	6 1/2"	630	300	S5105/ 5/8x6 1/2x 630x300
		900		S5105/ 5/8x6 1/2x 900x300
		1600		S5105/ 5/8x6 1/2x1600x300
		1800		S5105/ 5/8x6 1/2x1800x300
5/8"	7"	1000	300	S5105/ 5/8x 7x1000x300
		1250		S5105/ 5/8x 7x1250x300
		1600		S5105/ 5/8x 7x1600x300
5/8"	8"	800	300	S5105/ 5/8x 8x 800x300
		1000		S5105/ 5/8x 8x1000x300
		1250		S5105/ 5/8x 8x1250x300
		1500		S5105/ 5/8x 8x1500x300
5/8"	10"	2000	300	S5105/ 5/8x 8x2000x300
		1000		S5105/ 5/8x 10x1000x300
		1500		S5105/ 5/8x 10x1500x300
5/8"	12"	2000	300	S5105/ 5/8x 10x2000x300
		1250		S5105/ 5/8x 12x1250x300
		1800		S5105/ 5/8x 12x1800x300

Hochleistungs-Heizpatrone, geschliffen,
Inch-Abmessungen

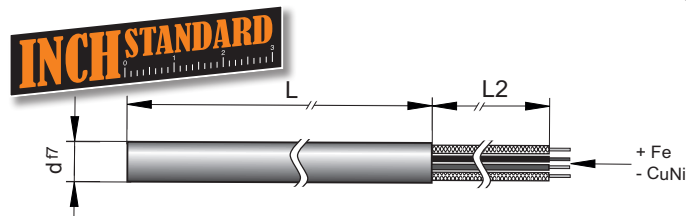
High-duty Cartridge Heater, Ground,
Inch Dimensions

S5105/ . . .

nach DIN VDE 0721
Sonderanfertigungen siehe Seiten S5.14 bis S5.26

acc. to DIN VDE 0721
For custom made sizes ref. to pages S5.14 up to S5.26

L2 = 500 mm
mit Thermofühler / with thermocouple



d	L	P [Watt]	L2 [mm]	Best. Nr. / Order No.
1/4"	1 1/2"	100	500	S5105/ 1/4x1 1/2x 100x500
		125		S5105/ 1/4x1 1/2x 125x500
		160		S5105/ 1/4x1 1/2x 160x500
		175		S5105/ 1/4x1 1/2x 175x500
		200		S5105/ 1/4x1 1/2x 200x500
1/4"	2"	100	500	S5105/ 1/4x 2x 100x500
		125		S5105/ 1/4x 2x 125x500
		150		S5105/ 1/4x 2x 150x500
		200		S5105/ 1/4x 2x 200x500
		250		S5105/ 1/4x 2x 250x500
1/4"	2 1/2"	125	500	S5105/ 1/4x2 1/2x 125x500
		200		S5105/ 1/4x2 1/2x 200x500
		250		S5105/ 1/4x2 1/2x 250x500
		315		S5105/ 1/4x2 1/2x 315x500
1/4"	3"	200	500	S5105/ 1/4x 3x 200x500
		250		S5105/ 1/4x 3x 250x500
		300		S5105/ 1/4x 3x 300x500
1/4"	4"	160	500	S5105/ 1/4x 4x 160x500
		220		S5105/ 1/4x 4x 220x500
		250		S5105/ 1/4x 4x 250x500
		350		S5105/ 1/4x 4x 350x500
3/8"	1 1/2"	100	500	S5105/ 3/8x1 1/2x 100x500
		125		S5105/ 3/8x1 1/2x 125x500
		160		S5105/ 3/8x1 1/2x 160x500
		200		S5105/ 3/8x1 1/2x 200x500
		250		S5105/ 3/8x1 1/2x 250x500
		315		S5105/ 3/8x1 1/2x 315x500
3/8"	2"	100	500	S5105/ 3/8x 2x 100x500
		125		S5105/ 3/8x 2x 125x500
		160		S5105/ 3/8x 2x 160x500
		250		S5105/ 3/8x 2x 250x500
		315		S5105/ 3/8x 2x 315x500
		400		S5105/ 3/8x 2x 400x500
		500		S5105/ 3/8x 2x 500x500
3/8"	2 1/2"	125	500	S5105/ 3/8x2 1/2x 125x500
		180		S5105/ 3/8x2 1/2x 180x500
		250		S5105/ 3/8x2 1/2x 250x500
		315		S5105/ 3/8x2 1/2x 315x500
		400		S5105/ 3/8x2 1/2x 400x500
		500		S5105/ 3/8x2 1/2x 500x500
3/8"	3"	100	500	S5105/ 3/8x 3x 100x500
		150		S5105/ 3/8x 3x 150x500
		250		S5105/ 3/8x 3x 250x500
		300		S5105/ 3/8x 3x 300x500
		400		S5105/ 3/8x 3x 400x500
		500		S5105/ 3/8x 3x 500x500
		600		S5105/ 3/8x 3x 600x500
		1000		S5105/ 3/8x 3x 1000x500
3/8"	4"	150	500	S5105/ 3/8x 4x 150x500
		220		S5105/ 3/8x 4x 220x500
		250		S5105/ 3/8x 4x 250x500
		300		S5105/ 3/8x 4x 300x500
		350		S5105/ 3/8x 4x 350x500
		400		S5105/ 3/8x 4x 400x500
		800		S5105/ 3/8x 4x 800x500

d	L	P [Watt]	L2 [mm]	Best. Nr. / Order No.
3/8"	4"	500	500	S5105/ 3/8x 4x 500x500
		560		S5105/ 3/8x 4x 560x500
		600		S5105/ 3/8x 4x 600x500
3/8"	5"	300	500	S5105/ 3/8x 5x 300x500
		500		S5105/ 3/8x 5x 500x500
		750		S5105/ 3/8x 5x 750x500
3/8"	6"	400	500	S5105/ 3/8x 6x 400x500
		500		S5105/ 3/8x 6x 500x500
		600		S5105/ 3/8x 6x 600x500
		750		S5105/ 3/8x 6x 750x500
		1000		S5105/ 3/8x 6x 1000x500
1/2"	1 1/2"	100	500	S5105/ 1/2x1 1/2x 100x500
		125		S5105/ 1/2x1 1/2x 125x500
		160		S5105/ 1/2x1 1/2x 160x500
		200		S5105/ 1/2x1 1/2x 200x500
		250		S5105/ 1/2x1 1/2x 250x500
1/2"	2"	100	500	S5105/ 1/2x 2x 100x500
		200		S5105/ 1/2x 2x 200x500
		250		S5105/ 1/2x 2x 250x500
		300		S5105/ 1/2x 2x 300x500
		400		S5105/ 1/2x 2x 400x500
		500		S5105/ 1/2x 2x 500x500
1/2"	2 1/2"	125	500	S5105/ 1/2x2 1/2x 125x500
		150		S5105/ 1/2x2 1/2x 150x500
		200		S5105/ 1/2x2 1/2x 200x500
		250		S5105/ 1/2x2 1/2x 250x500
		315		S5105/ 1/2x2 1/2x 315x500
		400		S5105/ 1/2x2 1/2x 400x500
		500		S5105/ 1/2x2 1/2x 500x500
1/2"	3"	150	500	S5105/ 1/2x 3x 150x500
		200		S5105/ 1/2x 3x 200x500
		300		S5105/ 1/2x 3x 300x500
		400		S5105/ 1/2x 3x 400x500
		500		S5105/ 1/2x 3x 500x500
		600		S5105/ 1/2x 3x6 00x500
		750		S5105/ 1/2x 3x 750x500
		1000		S5105/ 1/2x 3x 1000x500
1/2"	4"	250	500	S5105/ 1/2x 4x 250x500
		400		S5105/ 1/2x 4x 400x500
		500		S5105/ 1/2x 4x 500x500
		630		S5105/ 1/2x 4x 630x500
		750		S5105/ 1/2x 4x 750x500
		800		S5105/ 1/2x 4x 800x500
		1000		S5105/ 1/2x 4x 1000x500
1/2"	5"	250	500	S5105/ 1/2x 5x 250x500
		400		S5105/ 1/2x 5x 400x500
		500		S5105/ 1/2x 5x 500x500
		750		S5105/ 1/2x 5x 750x500
		900		S5105/ 1/2x 5x 900x500
		1000		S5105/ 1/2x 5x 1000x500
1/2"	6"	500	500	S5105/ 1/2x 6x 500x500
		600		S5105/ 1/2x 6x 600x500
		750		S5105/ 1/2x 6x 750x500
		1000		S5105/ 1/2x 6x 1000x500
		800		S5105/ 1/2x 6x 800x500
1/2"	7"	600	500	S5105/ 1/2x 7x 600x500
		800		S5105/ 1/2x 7x 800x500

Hochleistungs-Heizpatrone, geschliffen,
Inch-Abmessungen

High-duty Cartridge Heater, Ground,
Inch Dimensions

L2 = 500 mm

mit Thermofühler / with thermocouple

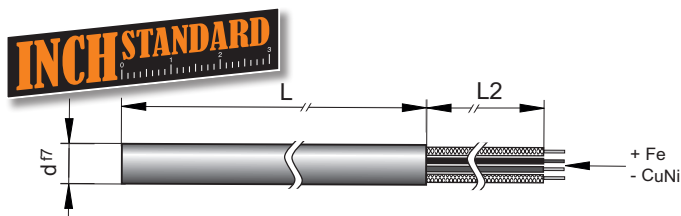
S5105/ . . .

nach DIN VDE 0721

Sonderanfertigungen siehe Seiten S5.14 bis S5.26

acc. to DIN VDE 0721

For custom made sizes ref. to pages S5.14 up to S5.26



d	L	P [Watt]	L2 [mm]	Best. Nr. / Order No.
1/2"	7"	1000	500	S5105/ 1/2x 7x1000x500
1/2"	8"	630	500	S5105/ 1/2x 8x 630x500
		900		S5105/ 1/2x 8x 900x500
		1000		S5105/ 1/2x 8x1000x500
		1500		S5105/ 1/2x 8x1500x500
		2000		S5105/ 1/2x 8x2000x500
5/8"	2"	160	500	S5105/ 5/8x 2x 160x500
		250		S5105/ 5/8x 2x 250x500
		300		S5105/ 5/8x 2x 300x500
		400		S5105/ 5/8x 2x 400x500
		500		S5105/ 5/8x 2x 500x500
		630		S5105/ 5/8x 2x 630x500
5/8"	2 1/2"	160	500	S5105/ 5/8x2 1/2x 160x500
		250		S5105/ 5/8x2 1/2x 250x500
		300		S5105/ 5/8x2 1/2x 300x500
		400		S5105/ 5/8x2 1/2x 400x500
		500		S5105/ 5/8x2 1/2x 500x500
		630		S5105/ 5/8x2 1/2x 630x500
5/8"	3"	300	500	S5105/ 5/8x 3x 300x500
		400		S5105/ 5/8x 3x 400x500
		500		S5105/ 5/8x 3x 500x500
		600		S5105/ 5/8x 3x 600x500
		750		S5105/ 5/8x 3x 750x500
		1000		S5105/ 5/8x 3x1000x500
5/8"	4"	350	500	S5105/ 5/8x 4x 350x500
		400		S5105/ 5/8x 4x 400x500
		500		S5105/ 5/8x 4x 500x500
		600		S5105/ 5/8x 4x 600x500
		750		S5105/ 5/8x 4x 750x500
		800		S5105/ 5/8x 4x 800x500
		1000		S5105/ 5/8x 4x1000x500
		1250		S5105/ 5/8x 4x1250x500
5/8"	5"	500	500	S5105/ 5/8x 5x 500x500
		750		S5105/ 5/8x 5x 750x500
		1000		S5105/ 5/8x 5x1000x500
		1300		S5105/ 5/8x 5x1300x500
5/8"	6"	800	500	S5105/ 5/8x 6x 800x500
		1000		S5105/ 5/8x 6x1000x500
		1250		S5105/ 5/8x 6x1250x500
		1600		S5105/ 5/8x 6x1600x500
5/8"	7"	1000	500	S5105/ 5/8x 7x1000x500
		1250		S5105/ 5/8x 7x1250x500
		1600		S5105/ 5/8x 7x1600x500
5/8"	8"	800	500	S5105/ 5/8x 8x 800x500
		1000		S5105/ 5/8x 8x1000x500
		1250		S5105/ 5/8x 8x1250x500
		1500		S5105/ 5/8x 8x1500x500
		2000		S5105/ 5/8x 8x2000x500
5/8"	10"	1000	500	S5105/ 5/8x 10x1000x500
		1500		S5105/ 5/8x 10x1500x500
		2000		S5105/ 5/8x 10x2000x500
5/8"	12"	1250	500	S5105/ 5/8x 12x1250x500
		1800		S5105/ 5/8x 12x1800x500